



Pippi H65 / H75 R_TS Stool

design Roberto Paoli, 2019

Stool with four-leg base upholstered in fabric. Steel feet.

With its stool version, Pippi keeps its unmistakable character but with an eye for the practical needs of contemporary living. The stainless steel footrest ensures a comfortable use even in the long term. For living spaces, in perfect style Midj. Listen to [the story of the designer Roberto Paoli](https://www.midj.com/about/videos/roberto-paoli-tells-about-pippi-collection) - <https://www.midj.com/about/videos/roberto-paoli-tells-about-pippi-collection> on the Pippi collection.

Colors and Materials

Structure




White steel



Sand steel



Pastel yellow steel



Grafite metal



Black steel



Light blue metal




Ocean blue steel



Bronze metal



Fango steel



Brown steel




Light grey steel



Ocher steel




Facepowder pink metal



Red steel



Sage green metal




Pink Gold




Black Nickel

Coating

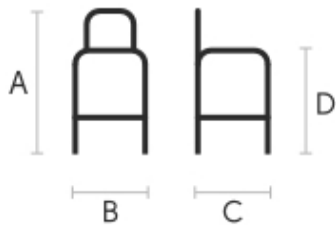


Visual fabric
13 Colors



Fenix Wool fabric
16 Colors

Dimensions



Volumetric Details

Weight 9 Kg
Volume 0.22 mc
Package 1

| | A (cm) (inch) | B (cm) (inch) | C (cm) (inch) | |
|-----------------------|---------------------|---------------------|---------------------|------------|
| H65 (cm) (inch) | 76 29.9 | 44 17.3 | 49 19.3 | 65 25.6 |
| H75 (cm) (inch) | 86 33.9 | 44 17.3 | 49 19.3 | 75 29.5 |

Downloads

- [.3ds Pippi H75 R_TS \(zip\)](https://www.midj.com/images/uploads/resources/3ds-midj-pippi-h75.zip) - <https://www.midj.com/images/uploads/resources/3ds-midj-pippi-h75.zip>
- [.dae Pippi H75 R_TS \(zip\)](https://www.midj.com/images/uploads/resources/3d-midj-pippi-h75-dae.zip) - <https://www.midj.com/images/uploads/resources/3d-midj-pippi-h75-dae.zip>
- [.dxf Pippi H75 R_TS \(zip\)](https://www.midj.com/images/uploads/resources/3d-midj-pippi-h75-dxf.zip) - <https://www.midj.com/images/uploads/resources/3d-midj-pippi-h75-dxf.zip>
- [.obj Pippi H75 R_TS \(zip\)](https://www.midj.com/images/uploads/resources/3d-midj-pippi-h75-obj.zip) - <https://www.midj.com/images/uploads/resources/3d-midj-pippi-h75-obj.zip>
- [.stl Pippi H75 R_TS \(zip\)](https://www.midj.com/images/uploads/resources/3d-midj-pippi-h75-stl.zip) - <https://www.midj.com/images/uploads/resources/3d-midj-pippi-h75-stl.zip>

Materials Certifications

Visual fabric

COMPOSITION: 100% PES FR
MARTINDALE: 60.000 cycles

FIRE RESISTANCE:
DIN 4102-1 B1
BS 5852-1 (source 0 and 1)
BS 5852 CRIB5
UNI 9175 classe 1 IM
EN 1021-1
EN 1021-2
IMO FTP CODE 2010

Visual is a knit fabric, made with FR polyester, bielastic and made with jacquard knitted looms. The slightly three-dimensional fabric construction, combined with sound absorbing material, contributes to decreasing sound reverberation.

CLEANING AND MAINTENANCE

Regular cleaning is important to extend the life of the coating, and keep its appearance unchanged. Dust and dirt can wear out the coating and damage the fire protection.

REGULAR CLEANING: vacuum frequently, at a power equal to half the device in use, choosing a smooth spout, without brushing.

STAIN REMOVAL: in case of slight stains, promptly clean the surface. Remove excess liquids or hard parts of dirt with a clean cloth, then proceed on the residue of the stain with a damp cloth or a neutral soap solution. Remove the stain starting from the edge of the stain moving towards the center of it, then rinse with water. Let dry, avoiding direct exposure to sunlight. For localized and more persistent stains, promptly dissolve the stain with colorless ethyl alcohol diluted in 20% water, gently rub and then treat with a neutral soap solution, then rinse well. Do not use bleach. These tips are cleaning recommendations and do not guarantee complete stain removal. In case of large stains, we recommend contacting an operator specialized in upholstered products cleaning. We recommend to not expose light colored fabric for a prolonged time to garments treated with colors with poor dyeing fastness, as the color pigments could penetrate the surface of the fabric, without being able to be removed. We recommend to always test the cleaning method on a hidden part of the item to check the color

resistance.

Colour samples are to be considered approximate for each product. Slight color differences between a lot and the other are to be considered normal.

Materials Certifications

Fenix Wool fabric

COMPOSITION: 75% WO, 25% PA
MARTINDALE: 100.000 cycles

FIRE RESISTANCE:
Classe 1IM
N 1021 Part 1-2
Calif. Bull. 117 June 2013

Fenix Wool is a wool fabric with a particular and warm finish, obtained thanks to a treatment that confers softness to the touch and, at the same time, a good consistency, able to achieve excellent resistance to pilling and abrasion.

CLEANING AND MAINTENANCE

Regular cleaning is important to extend the life of the coating, and keep its appearance unchanged. Dust and dirt can wear out the coating.

REGULAR CLEANING: vacuum frequently, at least once a week, at a power equal to half the device in use, choosing a smooth spout, without brushing.

STAIN REMOVAL: in case of slight stains, promptly clean the surface. Remove excess liquids or hard parts of dirt with a clean cloth, then proceed on the residue of the stain with a damp cloth or a neutral soap solution. Remove the stain starting from the edge of the stain moving towards the center of it, then rinse with water. Let dry, avoiding direct exposure to sunlight. For localized and more stubborn stains, promptly dissolve the stain with neutral soap diluted in water, rub gently and rinse. Repeat until the stain is removed, and let dry. Do not use bleach. These tips are cleaning recommendations and do not guarantee complete stain removal. In case of large stains, we recommend contacting an operator specialized in upholstered products cleaning. We recommend to not expose light colored coating for a prolonged time to garments treated with colors with poor dyeing fastness, as the color pigments could penetrate the surface of the fabric, without being able to be removed. We recommend to always test the cleaning method on a hidden part of the item to check the color resistance.

Colour samples are to be considered approximate for each product. Slight color differences between a lot and the other are to be considered normal.