



Hoodi Coffee Table

design Roberto Paoli


Hoodi coffee table with metal lacquered legs. Top available in metal or upholstered in hide.

The Hoodi collection consists of three half-moon shaped coffee tables, with different sizes and heights.




Colors and Materials

Structure



Light blue metal



White steel




Ocean blue steel



Bronze metal



Sand steel



Fango steel




Pastel yellow steel



Grafite metal



Light grey steel



Brown steel




Black steel



Ocher steel



Facepowder pink
metal



Red steel




Sage green metal


Coating



Light blue metal



White steel




Ocean blue steel



Bronze metal




Sand steel



Fango steel




Pastel yellow steel



Grafite metal



Light grey steel



Brown steel



Black steel



Ocher steel



Facepowder pink metal




Red steel



Sage green metal

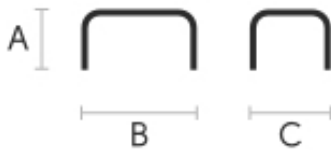


Hide
18 Colors



Tuscan hide
6 Colors

Dimensions



	A (cm) (inch)	B (cm) (inch)	C (cm) (inch)
Hoodi CTS (cm) (inch)	32 12.6	60 23.6	30 11.8
Hoodi CTM (cm) (inch)	36 14.2	68 26.8	34 13.4
Hoodi CTL (cm) (inch)	40 15.7	76 29.9	38 15

Volumetric Details

Weight 9 Kg
Volume 0.15 mc
Package 1

Downloads

- .3ds Hoodi CTL (zip) - <https://www.midj.com/images/uploads/resources/3d-midj-hoodi-ctl-3ds.zip>
- .dae Hoodi CTL (zip) - <https://www.midj.com/images/uploads/resources/3d-midj-hoodi-ctl-dae.zip>
- .dxf Hoodi CTL (zip) - <https://www.midj.com/images/uploads/resources/3d-midj-hoodi-ctl-dxf.zip>
- .obj Hoodi CTL (zip) - <https://www.midj.com/images/uploads/resources/3d-midj-hoodi-ctl-obj.zip>
- .stl Hoodi CTL (zip) - <https://www.midj.com/images/uploads/resources/3d-midj-hoodi-ctl-stl.zip>
- .3ds Hoodi CTM (zip) - <https://www.midj.com/images/uploads/resources/3d-midj-hoodi-ctm-3ds.zip>
- .dae Hoodi CTM (zip) - <https://www.midj.com/images/uploads/resources/3d-midj-hoodi-ctm-dae.zip>
- .dxf Hoodi CTM (zip) - <https://www.midj.com/images/uploads/resources/3d-midj-hoodi-ctm-dxf.zip>
- .obj Hoodi CTM (zip) - <https://www.midj.com/images/uploads/resources/3d-midj-hoodi-ctm-obj.zip>
- .stl Hoodi CTM (zip) - <https://www.midj.com/images/uploads/resources/3d-midj-hoodi-ctm-stl.zip>
- .3ds Hoodi CTS (zip) - <https://www.midj.com/images/uploads/resources/3d-midj-hoodi-cts-3ds.zip>
- .dae Hoodi CTS (zip) - <https://www.midj.com/images/uploads/resources/3d-midj-hoodi-cts-dae.zip>
- .dxf Hoodi CTS (zip) - <https://www.midj.com/images/uploads/resources/3d-midj-hoodi-cts-dxf.zip>
- .obj Hoodi CTS (zip) - <https://www.midj.com/images/uploads/resources/3d-midj-hoodi-cts-obj.zip>
- .stl Hoodi CTS (zip) - <https://www.midj.com/images/uploads/resources/3d-midj-hoodi-cts-stl.zip>

Materials Certifications

Hide

FIRE RESISTANCE:
CLASSE 1IM
BS 5852 1-2

Hide is hygienic and practical, wear resistant and breathable. It is obtained from skin of cattle raised for

food purposes, and subsequently treated with chromium salts. Any imperfections on the hide surface are a natural feature that guarantee its originality.

CLEANING AND MAINTENANCE

Dust the surface regularly, with a dry and soft cloth. In case of stains, use only a non-abrasive damp cloth, and gently rub the area by moving the cloth in a circular direction starting from the edges of the stain towards the center. We recommend to act promptly: a delay could compromise the cleaning result. Do not use products that contain solvents or alcohol since they can damage the surface. Dry immediately after treatment. For a good conservation of the product, avoid direct sunlight, that can alter its characteristics and color, as well as exposure to heat sources.

We recommend that you always test the cleaning method on a hidden part of the item to check the resistance of the color. These tips are cleaning recommendations and do not guarantee complete stain removal.

Colour samples are to be considered approximate for each product. Slight color differences between a lot and the other are to be considered normal.

Materials Certifications

Tuscan hide

TYPE: NABUK TUSCAN HIDE

Nabuk Tuscan hide is obtained by working on the external part of the animal's skin, the fiore part. The surface is polished by using specific machinery, with the aim of obtaining a soft and velvety surface.

Nabuk is a very fine hide, as only the best leathers are suitable for this type of processing, but at the same time it must

be carefully maintained. Small imperfections on the surface guarantee its originality and naturalness, and are not to be considered manufacturing defects. This material is not water repellent and fears humidity.

To maintain the beauty of the original color, avoid putting the Nabuk Tuscan hide into contact with water or any other liquid. Absorption of liquid can lead to an alteration of the finish.

TYPE: FIORE TUSCAN HIDE

Fiore Tuscan hide is a high-quality natural material, and softness is its main feature. Hide is not afraid to show the signs of time, that contribute to make it a unique product. Possible imperfections such as scratches, scars or stains on its surface are a natural feature that guarantee its originality and quality.

This material is not water repellent and fears humidity. To maintain the beauty of the original color, avoid putting the Fiore Tuscan hide into contact with water or any other liquid. Absorption of liquid can lead to an alteration of the finish.

CLEANING AND MAINTENANCE

Hide is a fine and durable material, but still needs special attention. Do not directly expose it to light or heat sources, in order to preserve its characteristics. Avoid damaging the surface with sharp objects. To clean it, use a soft brush such as those commonly used for clothing. Alternatively, it can also be used a soft and dry cloth. Do not use specific liquid products or conditioners to clean the hide.