



Marcopolo Extendable Table

design Paolo Vernier

Marcopolo extendable table with four leg base in lacquered metal.

Top and extensions in glass, ceramic or crystalceramic.

Colors and Materials

Structure




White steel




Black steel



Sand steel




Brown steel




Grafite metal

Coating



Matt graphite antiscratch glass



Matt sand antiscratch glass




Extra clear matt white antiscratch glass



Glossy white calacatta marble crystalceramic




Glossy greek black marble crystalceramic




Noir desir glossy marble crystalceramic

Extensions



Matt graphite antiscratch glass



Matt sand antiscratch glass




Extra clear matt white antiscratch glass



Glossy white calacatta marble crystalceramic

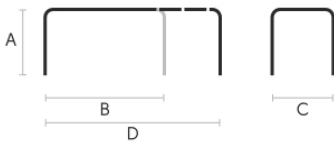


Glossy greek black marble crystalceramic



Noir desir glossy marble crystalceramic

Dimensions



	A	B	C	D
	(cm)	(cm)	(cm)	(cm)
	(inch)	(inch)	(inch)	(inch)
140/230x140	76	140	140	230
(cm)	29.9	55.1	55.1	90.6
(inch)				

Volumetric Details

Weight 116 Kg
Volume 1.35 mc
Package 3

Materials Certifications

Matt graphite antiscratch glass

Tempered glass tops are elegant and shiny. The interaction with the surrounding light enhances their brilliance and increases their timeless charm.

Tempered glass is glass that has been subjected to a special treatment that involves gradual heating, followed by sudden air cooling. This procedure allows the transformation into a more resistant and safer glass, as, in case of breakage, it will shatter into small harmless fragments. Tops in tempered glass may have slight scratches due to sliding on the oven rollers. In addition, any dots and rings on the surface, visible in light or backlight conditions, prove that the tempera process has been carried out.

CLEANING AND MAINTENANCE

Glass tops do not require any particular maintenance, and cleaning is simple and effective. In general, for daily cleaning, use a specific microfiber cloth moistened with hot water or detergents formulated for glass surfaces. For stubborn stains, use non-abrasive cleaning products or detergents. To remove any dried residues deposited on the surface, proceed with the use of a wooden or plastic scraper. Do not use rough or abrasive sponges. For all tops we recommend avoiding direct contact with sharp or pointed tools, as well as avoid placing very cold or very hot containers directly on the glass tops. These tips are cleaning recommendations and do not guarantee complete stain removal. We recommend that you always test the cleaning method on a hidden part of the item to check the resistance of the material.

Colour samples are to be considered approximate for each product. Slight color differences between a lot and the other are to be considered normal.

Materials Certifications

Matt sand antiscratch glass

Tempered glass tops are elegant and shiny. The interaction with the surrounding light enhances their brilliance and increases their timeless charm.

Tempered glass is glass that has been subjected to a special treatment that involves gradual heating, followed by sudden air cooling. This procedure allows the transformation into a more resistant and safer glass, as, in case of breakage, it will shatter into small harmless fragments. Tops in tempered glass may have slight scratches due to sliding on the oven rollers. In addition, any dots and rings on the surface, visible in light or backlight conditions, prove that the tempera process has been carried out.

CLEANING AND MAINTENANCE

Glass tops do not require any particular maintenance, and cleaning is simple and effective. In general, for daily cleaning, use a specific microfiber cloth moistened with hot water or detergents formulated for glass surfaces. For stubborn stains, use non-abrasive cleaning products or detergents. To remove any dried residues deposited on the surface, proceed with the use of a wooden or plastic scraper. Do not use rough or abrasive sponges. For all tops we recommend avoiding direct contact with sharp or pointed tools, as well as avoid placing very cold or very hot containers directly on the glass tops. These tips are cleaning recommendations and do not guarantee complete stain removal. We recommend that you always test the cleaning method on a hidden part of the item to check the resistance of the material.

Colour samples are to be considered approximate for each product. Slight color differences between a lot and the other are to be considered normal.

Materials Certifications

Extra clear matt white antiscratch glass

Tempered glass tops are elegant and shiny. The interaction with the surrounding light enhances their brilliance and increases their timeless charm.

Tempered glass is glass that has been subjected to a special treatment that involves gradual heating, followed by sudden air cooling. This procedure allows the transformation into a more resistant and safer glass, as, in case of breakage, it will shatter into small harmless fragments. Tops in tempered glass may have slight scratches due to sliding on the oven rollers. In addition, any dots and rings on the surface, visible in light or backlight conditions, prove that the tempera process has been carried out.

process has been carried out.

CLEANING AND MAINTENANCE

Glass tops do not require any particular maintenance, and cleaning is simple and effective. In general, for daily cleaning, use a specific microfiber cloth moistened with hot water or detergents formulated for glass surfaces. For stubborn stains, use non-abrasive cleaning products or detergents. To remove any dried residues deposited on the surface, proceed with the use of a wooden or plastic scraper. Do not use rough or abrasive sponges. For all tops we recommend avoiding direct contact with sharp or pointed tools, as well as avoid placing very cold or very hot containers directly on the glass tops. These tips are cleaning recommendations and do not guarantee complete stain removal. We recommend that you always test the cleaning method on a hidden part of the item to check the resistance of the material.

Colour samples are to be considered approximate for each product. Slight color differences between a lot and the other are to be considered normal.

Materials Certifications

Glossy white calacatta marble crystalceramic

Crystalceramic combines elegance and resistance. Crystalceramic tops are composed of two sheets joined together: the lower layer is made of tempered glass, the upper layer of ceramic (porcelain stoneware).

Once joined together, the sheets give life to an extremely resistant top, suitable for placement in highly used environments. The properties that the crystalceramic tops include are high water repellency, heat resistance, scratch resistance and high durability.

CLEANING AND MAINTENANCE

For daily cleaning we recommend using a microfiber cloth, moistened with hot water and possibly neutral detergents, making sure to rinse them in case of use. Do not use abrasive scourers or cleaners. To remove any dried residues deposited on the surface, proceed with the use of a wooden or plastic scraper. Some types of stains, if not promptly removed, could leave a more or less visible permanent ring. In case of contact with acidic liquids (such as pure lemon juice) or highly pigmented liquids (such as red wine, coffee, Coke) remove promptly and rinse with a damp and clean cloth. The persistence of the stain over time hinders its complete removal. It is possible to use bleach to remove the most stubborn stains: with a damp cloth rub the surface for a few seconds. Most of the stains will no longer be visible within 2-3 minutes of application, then rinse with water and dry. These tips are cleaning recommendations and do not guarantee complete stain removal. We recommend that you always test the cleaning method on a hidden part of the item to check the resistance of the material.

Colour samples are to be considered approximate for each product. Slight color differences between a lot and the other are to be considered normal.

Materials Certifications

Glossy greek black marble crystalceramic

Crystalceramic combines elegance and resistance. Crystalceramic tops are composed of two sheets joined together: the lower layer is made of tempered glass, the upper layer of ceramic (porcelain stoneware).

Once joined together, the sheets give life to an extremely resistant top, suitable for placement in highly used environments. The properties that the crystalceramic tops include are high water repellency, heat resistance, scratch resistance and high durability.

CLEANING AND MAINTENANCE

For daily cleaning we recommend using a microfiber cloth, moistened with hot water and possibly neutral detergents, making sure to rinse them in case of use. Do not use abrasive scourers or cleaners. To remove any dried residues deposited on the surface, proceed with the use of a wooden or plastic scraper. Some types of stains, if not promptly removed, could leave a more or less visible permanent ring. In case of contact with acidic liquids (such as pure lemon juice) or highly pigmented liquids (such as red wine, coffee, Coke) remove promptly and rinse with a damp and clean cloth. The persistence of the stain over time hinders its complete removal. It is possible to use bleach to remove the most stubborn stains: with a damp cloth rub the surface for a few seconds. Most of the stains will no longer be visible within 2-3 minutes of application, then rinse with water and dry. These tips are cleaning recommendations and do not guarantee complete stain removal.

We recommend that you always test the cleaning method on a hidden part of the item to check the resistance of the material.

Colour samples are to be considered approximate for each product. Slight color differences between a lot and the other are to be considered normal.

Materials Certifications

Noir desir glossy marble crystalceramic

Crystalceramic combines elegance and resistance. Crystalceramic tops are composed of two sheets joined together: the lower layer is made of tempered glass, the upper layer of ceramic (porcelain stoneware).

Once joined together, the sheets give life to an extremely resistant top, suitable for placement in highly used environments. The properties that the crystalceramic tops include are high water repellency, heat resistance, scratch resistance and high durability.

CLEANING AND MAINTENANCE

For daily cleaning we recommend using a microfiber cloth, moistened with hot water and possibly neutral detergents, making sure to rinse them in case of use. Do not use abrasive scourers or cleaners. To remove any dried residues deposited on the surface, proceed with the use of a wooden or plastic scraper. Some types of stains, if not promptly removed, could leave a more or less visible permanent ring. In case of contact with acidic liquids (such as pure lemon juice) or highly pigmented liquids (such as red wine, coffee, Coke) remove promptly and rinse with a damp and clean cloth. The persistence of the stain over time hinders its complete removal. It is possible to use bleach to remove the most stubborn stains: with a damp cloth rub the surface for a few seconds. Most of the stains will no longer be visible within 2-3 minutes of application, then rinse with water and dry.

These tips are cleaning recommendations and do not guarantee complete stain removal.

We recommend that you always test the cleaning method on a hidden part of the item to check the resistance of the material.

Colour samples are to be considered approximate for each product. Slight color differences between a lot and the other are to be considered normal.