



Trip Coffee Table

Trip coffee table with three leg frame in metal.

Available in three different sizes: H45 cm top ø30, H50 cm top ø35, H60 cm top ø40.

Colors and Materials

Structure



White steel



Black steel



Sand steel



Brown steel




Grafite metal



Fango steel



Bronze metal



Pastel yellow steel




Ocher steel



Red steel



Sage green metal



Light blue metal




Ocean blue steel



Light grey steel



Facepowder pink metal



Pink Gold



Black Nickel




Golden bronze


Coating




Hide
18 Colors



Tuscan hide
6 Colors




Lead ceramic



Charcoal savoia ceramic




Cement Savoia Ceramic



Matt emperador marble ceramic




Oxide white ceramic




Corten ceramic



Glossy white calacatta ceramic

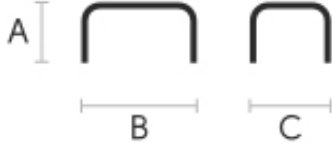


Glossy greek marble ceramic



Noir desir glossy marble ceramic

Dimensions



	A (cm) (inch)	B (cm) (inch)	C (cm) (inch)
H45 Ø30 (cm) (inch)	45 17.7	30 11.8	30 11.8
H50 Ø35 (cm) (inch)	52 20.5	35 13.8	35 13.8
H60 Ø40 (cm) (inch)	59 23.2	40 15.7	40 15.7

Volumetric Details

Weight 7 Kg

Volume 0.16 mc

Package 1

Materials Certifications

Hide

FIRE RESISTANCE:

CLASSE 1IM

BS 5852 1-2

Hide is hygienic and practical, wear resistant and breathable. It is obtained from skin of cattle raised for food purposes, and subsequently treated with chromium salts. Any imperfections on the hide surface are a natural feature that guarantee its originality.

CLEANING AND MAINTENANCE

Dust the surface regularly, with a dry and soft cloth. In case of stains, use only a non-abrasive damp cloth, and gently rub the area by moving the cloth in a circular direction starting from the edges of the stain towards the center. We recommend to act promptly: a delay could compromise the cleaning result. Do not use products that contain solvents or alcohol since they can damage the surface. Dry immediately after treatment. For a good conservation of the product, avoid direct sunlight, that can alter its characteristics and color, as well as exposure to heat sources.

We recommend that you always test the cleaning method on a hidden part of the item to check the resistance of the color. These tips are cleaning recommendations and do not guarantee complete stain removal.

Colour samples are to be considered approximate for each product. Slight color differences between a lot and the other are to be considered normal.

Materials Certifications

Tuscan hide

TYPE: NABUK TUSCAN HIDE

Nabuk Tuscan hide is obtained by working on the external part of the animal's skin, the fiore part. The surface is polished by using specific machinery, with the aim of obtaining a soft and velvety surface. Nabuk is a very fine hide, as only the best leathers are suitable for this type of processing, but at the

same time it must

be carefully maintained. Small imperfections on the surface guarantee its originality and naturalness, and are not to be considered manufacturing defects. This material is not water repellent and fears humidity. To maintain the beauty of the original color, avoid putting the Nabuk Tuscan hide into contact with water or any other liquid. Absorption of liquid can lead to an alteration of the finish.

TYPE: FIORE TUSCAN HIDE

Fiore Tuscan hide is a high-quality natural material, and softness is its main feature. Hide is not afraid to show the signs of time, that contribute to make it a unique product. Possible imperfections such as scratches, scars or stains on its surface are a natural feature that guarantee its originality and quality. This material is not water repellent and fears humidity. To maintain the beauty of the original color, avoid putting the Fiore Tuscan hide into contact with water or any other liquid. Absorption of liquid can lead to an alteration of the finish.

CLEANING AND MAINTENANCE

Hide is a fine and durable material, but still needs special attention. Do not directly expose it to light or heat sources, in order to preserve its characteristics. Avoid damaging the surface with sharp objects. To clean it, use a soft brush such as those commonly used for clothing. Alternatively, it can also be used a soft and dry cloth. Do not use specific liquid products or conditioners to clean the hide.

Materials Certifications

Lead ceramic

Ceramic tops give life to an extremely resistant top, suitable for placement in highly used environments. The properties that the ceramic tops include are high water repellency, heat resistance, scratch resistance and high durability.

CLEANING AND MAINTENANCE

For daily cleaning we recommend using a microfiber cloth, moistened with hot water and possibly neutral detergents, making sure to rinse them in case of use. Do not use abrasive scourers or cleaners. To remove any dried residues deposited on the surface, proceed with the use of a wooden or plastic scraper. Some types of stains, if not promptly removed, could leave a more or less visible permanent ring. In case of contact with acidic liquids (such as pure lemon juice) or highly pigmented liquids (such as red wine, coffee, Coke) remove promptly and rinse with a damp and clean cloth. The persistence of the stain over time hinders its complete removal. It is possible to use bleach to remove the most stubborn stains: with a damp cloth rub the surface for a few seconds. Most of the stains will no longer be visible within 2-3 minutes of application, then rinse with water and dry.

These tips are cleaning recommendations and do not guarantee complete stain removal.

We recommend that you always test the cleaning method on a hidden part of the item to check the resistance of the material.

Colour samples are to be considered approximate for each product. Slight color differences between a lot and the other are to be considered normal.

Materials Certifications

Charcoal savoia ceramic

Ceramic tops give life to an extremely resistant top, suitable for placement in highly used environments. The properties that the ceramic tops include are high water repellency, heat resistance, scratch resistance and high durability.

CLEANING AND MAINTENANCE

For daily cleaning we recommend using a microfiber cloth, moistened with hot water and possibly neutral detergents, making sure to rinse them in case of use. Do not use abrasive scourers or cleaners. To remove any dried residues deposited on the surface, proceed with the use of a wooden or plastic scraper. Some types of stains, if not promptly removed, could leave a more or less visible permanent ring. In case of contact with acidic liquids (such as pure lemon juice) or highly pigmented liquids (such as red wine, coffee, Coke) remove promptly and rinse with a damp and clean cloth. The persistence of the stain over time hinders its complete removal. It is possible to use bleach to remove the most stubborn stains: with a damp cloth rub the surface for a few seconds. Most of the stains will no longer be visible within 2-3 minutes of application, then rinse with water and dry.

These tips are cleaning recommendations and do not guarantee complete stain removal.

We recommend that you always test the cleaning method on a hidden part of the item to check the

resistance of the material.

Colour samples are to be considered approximate for each product. Slight color differences between a lot and the other are to be considered normal.

Materials Certifications

Cement Savoia Ceramic

Ceramic tops give life to an extremely resistant top, suitable for placement in highly used environments. The properties that the ceramic tops include are high water repellency, heat resistance, scratch resistance and high durability.

CLEANING AND MAINTENANCE

For daily cleaning we recommend using a microfiber cloth, moistened with hot water and possibly neutral detergents, making sure to rinse them in case of use. Do not use abrasive scourers or cleaners. To remove any dried residues deposited on the surface, proceed with the use of a wooden or plastic scraper. Some types of stains, if not promptly removed, could leave a more or less visible permanent ring. In case of contact with acidic liquids (such as pure lemon juice) or highly pigmented liquids (such as red wine, coffee, Coke) remove promptly and rinse with a damp and clean cloth. The persistence of the stain over time hinders its complete removal. It is possible to use bleach to remove the most stubborn stains: with a damp cloth rub the surface for a few seconds. Most of the stains will no longer be visible within 2-3 minutes of application, then rinse with water and dry.

These tips are cleaning recommendations and do not guarantee complete stain removal.

We recommend that you always test the cleaning method on a hidden part of the item to check the resistance of the material.

Colour samples are to be considered approximate for each product. Slight color differences between a lot and the other are to be considered normal.

Materials Certifications

Matt emperador marble ceramic

Ceramic combines elegance and resistance. The properties that the ceramic tops include are high water repellency, heat resistance, scratch resistance and high durability.

CLEANING AND MAINTENANCE

For daily cleaning we recommend using a microfiber cloth, moistened with hot water and possibly neutral detergents, making sure to rinse them in case of use.

Do not use abrasive scourers or cleaners. To remove any dried residues deposited on the surface, proceed with the use of a wooden or plastic scraper.

Some types of stains, if not promptly removed, could leave a more or less visible permanent ring. In case of contact with acidic liquids (such as pure lemon juice) or highly pigmented liquids (such as red wine, coffee, Coke) remove promptly and rinse with a damp and clean cloth. The persistence of the stain over time hinders its complete removal. It is possible to use bleach to remove the most stubborn stains: with a damp cloth rub the surface for a few seconds. Most of the stains will no longer be visible within 2-3 minutes of application, then rinse with water and dry. These tips are cleaning recommendations and do not guarantee complete stain removal.

We recommend that you always test the cleaning method on a hidden part of the item to check the resistance of the material.

Colour samples are to be considered approximate for each product. Slight color differences between a lot and the other are to be considered normal.

Materials Certifications

Corten ceramic

Ceramic tops give life to an extremely resistant top, suitable for placement in highly used environments. The properties that the ceramic tops include are high water repellency, heat resistance, scratch resistance and high durability.

CLEANING AND MAINTENANCE

For daily cleaning we recommend using a microfiber cloth, moistened with hot water and possibly neutral detergents, making sure to rinse them in case of use. Do not use abrasive scourers or cleaners. To

remove any dried residues deposited on the surface, proceed with the use of a wooden or plastic scraper. Some types of stains, if not promptly removed, could leave a more or less visible permanent ring. In case of contact with acidic liquids (such as pure lemon juice) or highly pigmented liquids (such as red wine, coffee, Coke) remove promptly and rinse with a damp and clean cloth. The persistence of the stain over time hinders its complete removal. It is possible to use bleach to remove the most stubborn stains: with a damp cloth rub the surface for a few seconds. Most of the stains will no longer be visible within 2-3 minutes of application, then rinse with water and dry. These tips are cleaning recommendations and do not guarantee complete stain removal. We recommend that you always test the cleaning method on a hidden part of the item to check the resistance of the material.

Colour samples are to be considered approximate for each product. Slight color differences between a lot and the other are to be considered normal.

Materials Certifications

Glossy white calacatta ceramic

Ceramic tops give life to an extremely resistant top, suitable for placement in highly used environments. The properties that the ceramic tops include are high water repellency, heat resistance, scratch resistance and high durability.

CLEANING AND MAINTENANCE

For daily cleaning we recommend using a microfiber cloth, moistened with hot water and possibly neutral detergents, making sure to rinse them in case of use. Do not use abrasive scourers or cleaners. To remove any dried residues deposited on the surface, proceed with the use of a wooden or plastic scraper. Some types of stains, if not promptly removed, could leave a more or less visible permanent ring. In case of contact with acidic liquids (such as pure lemon juice) or highly pigmented liquids (such as red wine, coffee, Coke) remove promptly and rinse with a damp and clean cloth. The persistence of the stain over time hinders its complete removal. It is possible to use bleach to remove the most stubborn stains: with a damp cloth rub the surface for a few seconds. Most of the stains will no longer be visible within 2-3 minutes of application, then rinse with water and dry. These tips are cleaning recommendations and do not guarantee complete stain removal. We recommend that you always test the cleaning method on a hidden part of the item to check the resistance of the material.

Colour samples are to be considered approximate for each product. Slight color differences between a lot and the other are to be considered normal.

Materials Certifications

Noir desir glossy marble ceramic

Ceramic tops give life to an extremely resistant top, suitable for placement in highly used environments. The properties that the ceramic tops include are high water repellency, heat resistance, scratch resistance and high durability.

CLEANING AND MAINTENANCE

For daily cleaning we recommend using a microfiber cloth, moistened with hot water and possibly neutral detergents, making sure to rinse them in case of use. Do not use abrasive scourers or cleaners. To remove any dried residues deposited on the surface, proceed with the use of a wooden or plastic scraper. Some types of stains, if not promptly removed, could leave a more or less visible permanent ring. In case of contact with acidic liquids (such as pure lemon juice) or highly pigmented liquids (such as red wine, coffee, Coke) remove promptly and rinse with a damp and clean cloth. The persistence of the stain over time hinders its complete removal. It is possible to use bleach to remove the most stubborn stains: with a damp cloth rub the surface for a few seconds. Most of the stains will no longer be visible within 2-3 minutes of application, then rinse with water and dry. These tips are cleaning recommendations and do not guarantee complete stain removal. We recommend that you always test the cleaning method on a hidden part of the item to check the resistance of the material.

Colour samples are to be considered approximate for each product. Slight color differences between a lot and the other are to be considered normal.