









MODEL Dorothea



-  Kg. 5,40
-  Kg. 13,80 - m³ 0,35 - 2 pcs/box
-  m² 0,64

dorothea/p



-  6 kg netto
15 kg lordo
-  1x box
volume: 0,30 m³
-  cuoio: 0,64 m²