



Ola H75 M Stool

design Paolo Vernier, 2016

Ola stool with laquered metal frame and shell, suitable for outdoor use.

It is stackable up to four units.

Height: 75 cm

Colors and Materials

Structure




White steel



Sand steel



Pastel yellow steel




Grafite metal



Black steel




Light blue metal




Ocean blue steel




Bronze metal



Fango steel



Light grey steel



Brown steel



Ocher steel



Facepowder pink metal




Red steel




Sage green metal

Coating




White steel



Sand steel




Pastel yellow steel



Grafite metal



Black steel



Light blue metal



Ocean blue steel




Bronze metal



Fango steel



Light grey steel



Brown steel



Ocher steel



Facepowder pink metal

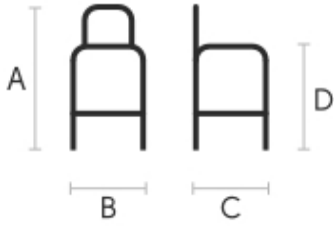


Red steel



Sage green metal

Dimensions



	cm	inch
A	100	39.4
B	50	19.7
C	52	20.1
D	75	29.5

Volumetric Details

Weight 9 Kg

Volume 0.28 mc

Package 1



Ola H65 M CU Stool

design Paolo Vernier, 2016

Ola stool in laquered metal frame. Seat and backrest in hide, regenerated hide or Tuscan hide.


Stools are stackable up to four pieces. Height: 65 cm.

Colors and Materials

Structure




White steel



Sand steel




Pastel yellow steel



Grafite metal



Black steel




Light blue metal



Ocean blue steel




Bronze metal



Fango steel



Light grey steel



Brown steel



Ocher steel



Facepowder pink metal



Red steel




Sage green metal

Coating

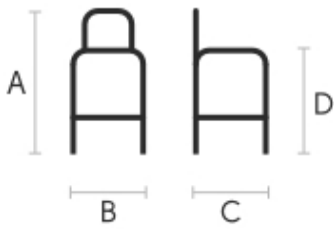


Hide
18 Colors



Tuscan hide
6 Colors

Dimensions



Volumetric Details

Weight 9 Kg
Volume 0.26 mc
Package 1

	cm	inch
A	90	35.4
B	50	19.7
C	51	20.1
D	65	25.6

Materials Certifications

Hide

FIRE RESISTANCE:
CLASSE 1IM
BS 5852 1-2

Hide is hygienic and practical, wear resistant and breathable. It is obtained from skin of cattle raised for food purposes, and subsequently treated with chromium salts. Any imperfections on the hide surface are a natural feature that guarantee its originality.

CLEANING AND MAINTENANCE

Dust the surface regularly, with a dry and soft cloth. In case of stains, use only a non-abrasive damp cloth, and gently rub the area by moving the cloth in a circular direction starting from the edges of the stain towards the center. We recommend to act promptly: a delay could compromise the cleaning result. Do not use products that contain solvents or alcohol since they can damage the surface. Dry immediately after treatment. For a good conservation of the product, avoid direct sunlight, that can alter its characteristics and color, as well as exposure to heat sources.

We recommend that you always test the cleaning method on a hidden part of the item to check the resistance of the color. These tips are cleaning recommendations and do not guarantee complete stain removal.

Colour samples are to be considered approximate for each product. Slight color differences between a lot and the other are to be considered normal.

Materials Certifications

Tuscan hide

TYPE: NABUK TUSCAN HIDE

Nabuk Tuscan hide is obtained by working on the external part of the animal's skin, the fiore part. The surface is polished by using specific machinery, with the aim of obtaining a soft and velvety surface. Nabuk is a very fine hide, as only the best leathers are suitable for this type of processing, but at the same time it must be carefully maintained. Small imperfections on the surface guarantee its originality and naturalness, and are not to be considered manufacturing defects. This material is not water repellent and fears humidity. To maintain the beauty of the original color, avoid putting the Nabuk Tuscan hide into contact with water or any other liquid. Absorption of liquid can lead to an alteration of the finish.

TYPE: FIORE TUSCAN HIDE

Fiore Tuscan hide is a high-quality natural material, and softness is its main feature. Hide is not afraid to show the signs of time, that contribute to make it a unique product. Possible imperfections such as scratches, scars or stains on its surface are a natural feature that guarantee its originality and quality. This material is not water repellent and fears humidity. To maintain the beauty of the original color, avoid putting the Fiore Tuscan hide into contact with water or any other liquid. Absorption of liquid can lead to an alteration of the finish.

CLEANING AND MAINTENANCE

Hide is a fine and durable material, but still needs special attention. Do not directly expose it to light or



Ola H65 M LG Stool

design Paolo Vernier, 2016

Ola stool with laquered metal frame and wooden seat and backrest.


Stackable up to four units. Height: 65 cm

Colors and Materials

Structure




White steel



Sand steel




Pastel yellow steel



Grafite metal



Black steel




Light blue metal



Ocean blue steel




Bronze metal



Fango steel



Light grey steel



Brown steel



Ocher steel



Facepowder pink metal




Red steel




Sage green metal

Coating



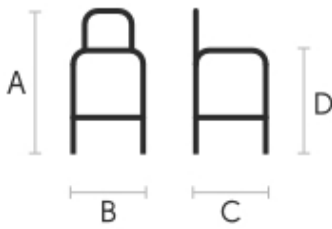
Stained ash veneered



Veneered flamed walnut

10 Colors

Dimensions



Volumetric Details

Weight 9 Kg
Volume 0.26 mc
Package 1

	cm	inch
A	90	35.4
B	50	19.7
C	51	20.1
D	65	25.6

Downloads

[.3ds Ola H65 M LG \(zip\)](https://www.midj.com/images/uploads/resources/3d-midj-ola-h65-m-lg-3ds.zip) - <https://www.midj.com/images/uploads/resources/3d-midj-ola-h65-m-lg-3ds.zip>

[.dae Ola H65 M LG \(zip\)](https://www.midj.com/images/uploads/resources/3d-midj-ola-h65-m-lg-dae.zip) - <https://www.midj.com/images/uploads/resources/3d-midj-ola-h65-m-lg-dae.zip>

[.dxf Ola H65 M LG \(zip\)](https://www.midj.com/images/uploads/resources/3d-midj-ola-h65-m-lg-dxf.zip) - <https://www.midj.com/images/uploads/resources/3d-midj-ola-h65-m-lg-dxf.zip>

[.obj Ola H65 M LG \(zip\)](https://www.midj.com/images/uploads/resources/3d-midj-ola-h65-m-lg-obj.zip) - <https://www.midj.com/images/uploads/resources/3d-midj-ola-h65-m-lg-obj.zip>

Materials Certifications

Stained ash veneered

Veneered woods are the result of a process of gluing extremely thin sheets of wood applied to various types of supports to produce furnishing elements, which have a similar appearance to solid wood, but with better performance in terms of resistance to woodworms, lightness and greater stability over time.

If exposed to light, and in any case with the passage of time, the color of the veneer changes. It may happen that furniture of the same color purchased after some time, show color differences. Upon request, the veneered parts can be supplied with certified origin from forests managed in a correct and responsible manner, according to the rigorous environmental standards established by the FSC circuit.

CLEANING AND MAINTENANCE

For ordinary cleaning of veneered woods, use a cloth moistened with neutral soap well diluted in water or specific products. Always dry after each application with a dry cloth or paper towel. Do not use abrasive products. In case of accidental spills of substances or liquids, immediately dab the wood with paper towel or with a dry and clean cloth. Avoid proximity to heat sources. Evenly expose the veneered woods to light, for example by periodically opening the table extensions that are stored inside the structure, or by moving any object placed on the surface, such as vases and accessories.

These tips are cleaning recommendations and do not guarantee complete stain removal.

We recommend that you always test the cleaning method on a hidden part of the item to check the resistance of the color.

Colour samples are to be considered approximate for each product. Slight color differences between a lot and the other are to be considered normal.

Materials Certifications

Veneered flamed walnut

Veneered woods are the result of a process of gluing extremely thin sheets of wood applied to various types of supports to produce furnishing elements, which have a similar appearance to solid wood, but with better performance in terms of resistance to woodworms, lightness and greater stability over time.

If exposed to light, and in any case with the passage of time, the color of the veneer changes. It may happen that furniture of the same color purchased after some time, show color differences. Upon request, the veneered parts can be supplied with certified origin from forests managed in a correct and responsible manner, according to the rigorous environmental standards established by the FSC circuit.

CLEANING AND MAINTENANCE

For ordinary cleaning of veneered woods, use a cloth moistened with neutral soap well diluted in water or specific products. Always dry after each application with a dry cloth or paper towel. Do not use abrasive products. In case of accidental spills of substances or liquids, immediately dab the wood with paper towel



Ola H65 M TS Stool

design Paolo Vernier, 2016

Ola stool with laquered metal frame. Available in leather, faux leather or fabric.

Stackable up to four pieces. Height: 65 cm.

Colors and Materials


Structure




White steel



Sand steel




Pastel yellow steel




Grafite metal



Black steel



Light blue metal



Ocean blue steel




Bronze metal



Fango steel



Light grey steel




Brown steel



Ocher steel



Facepowder pink metal




Red steel




Sage green metal

Coating




Fiore leather
21 Colors




Vintage leather
8 Colors




Secret faux leather
23 Colors



Vintage faux leather
12 Colors




Cotton Club fabric
14 Colors




Fenix Wool fabric
16 Colors

**Main Line Flax fabric**


16 Colors

**Mirage fabric**


15 Colors

**Second fabric**

11 Colors

**Visual fabric**

13 Colors

**Velvet Superb**

15 Colors

**Tessuto Oceanic**

13 Colors

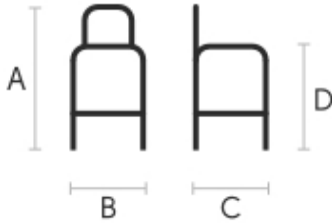
**Manhattan fabric**

13 Colors

**Yoredale fabric**

14 Colors

Dimensions



	cm	inch
A	90	35.4
B	50	19.7
C	51	20.1
D	65	25.6

Volumetric Details

Weight 9 Kg**Volume** 0.26 mc**Package** 1

Downloads

[.3ds Ola H65 M TS \(zip\)](https://www.midj.com/images/uploads/resources/3d-midj-ola-h65-m-ts-3ds.zip) - <https://www.midj.com/images/uploads/resources/3d-midj-ola-h65-m-ts-3ds.zip>[.dae Ola H65 M TS \(zip\)](https://www.midj.com/images/uploads/resources/3d-midj-ola-h65-m-ts-dae.zip) - <https://www.midj.com/images/uploads/resources/3d-midj-ola-h65-m-ts-dae.zip>[.dxf Ola H65 M TS \(zip\)](https://www.midj.com/images/uploads/resources/3d-midj-ola-h65-m-ts-dxf.zip) - <https://www.midj.com/images/uploads/resources/3d-midj-ola-h65-m-ts-dxf.zip>[.obj Ola H65 M TS \(zip\)](https://www.midj.com/images/uploads/resources/3d-midj-ola-h65-m-ts-obj.zip) - <https://www.midj.com/images/uploads/resources/3d-midj-ola-h65-m-ts-obj.zip>

Materials Certifications

Fiore leather

COMPOSITION: 100% leather

FIRE RESISTANCE:

CAL TB-117 (2013, Sec. 1)

BS 5852:1979

BS EN 1021-1-2:2006

Fiore leather is a natural product and this is why it can show signs such as wrinkles, veining and scars that indicate the animal origin of the product. These signs, together with slightly color differences, are distinctive elements that enhance its beauty and distinguish it from faux leather or other artificial products.

Fiore

is a bovine leather from animals of European origin, finished with water-based dyeing with resins and pigments. Fiore leather has the ability of improving with time and use, both in softness and shine.

Dust the leather product regularly with a soft and dry cloth. In case of stains, rub the affected area with a soft and clean cloth, moistened with water or to use a light solution of water and mild soap, to be applied gently with a wet cloth. Move the cloth in a circular direction, starting from edges of the stain towards the center. Rinse well with a damp cloth. Dry immediately after treatment. Avoid direct sunlight and exposure to heat sources.

We recommend that you always test the cleaning method on a hidden part of the item to check the resistance of the color.

These tips are cleaning recommendations and do not guarantee complete stain removal. In case of large



Ola H65 M Stool

design Paolo Vernier, 2016

Ola stool with laquered metal frame and shell, suitable for outdoor use.

It is stackable up to four units.

Height: 65 cm.

Colors and Materials


Structure




White steel



Sand steel




Pastel yellow steel



Grafite metal



Black steel




Light blue metal



Ocean blue steel




Bronze metal



Fango steel



Light grey steel



Brown steel



Ocher steel



Facepowder pink metal



Red steel




Sage green metal

Coating




White steel



Sand steel



Pastel yellow steel



Grafite metal



Black steel



Light blue metal



Ocean blue steel




Bronze metal



Fango steel



Light grey steel



Brown steel



Ocher steel



Facepowder pink metal

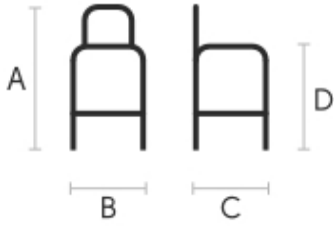


Red steel



Sage green metal

Dimensions



	cm	inch
A	90	35.4
B	50	19.7
C	51	20.1
D	65	25.6

Volumetric Details

Weight 9 Kg

Volume 0.28 mc

Package 1



Ola H75 M CU Stool

design Paolo Vernier, 2016

Ola stool in laquered metal frame. Seat and backrest in hide, regenerated hide or Tuscan hide.


Stools are stackable up to four pieces. Height: 75 cm.

Colors and Materials

Structure




White steel



Sand steel




Pastel yellow steel




Grafite metal



Black steel




Light blue metal



Ocean blue steel




Bronze metal



Fango steel



Light grey steel



Brown steel



Ocher steel



Facepowder pink metal



Red steel




Sage green metal

Coating

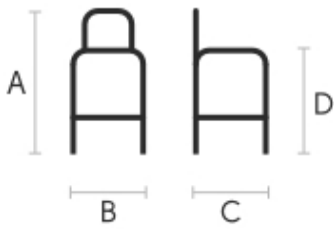


Hide
18 Colors



Tuscan hide
6 Colors

Dimensions



Volumetric Details

Weight 9 Kg
Volume 0.28 mc
Package 1

	cm	inch
A	100	39.4
B	50	19.7
C	51	20.1
D	75	29.5

Materials Certifications

Hide

FIRE RESISTANCE:
 CLASSE 1IM
 BS 5852 1-2

Hide is hygienic and practical, wear resistant and breathable. It is obtained from skin of cattle raised for food purposes, and subsequently treated with chromium salts. Any imperfections on the hide surface are a natural feature that guarantee its originality.

CLEANING AND MAINTENANCE

Dust the surface regularly, with a dry and soft cloth. In case of stains, use only a non-abrasive damp cloth, and gently rub the area by moving the cloth in a circular direction starting from the edges of the stain towards the center. We recommend to act promptly: a delay could compromise the cleaning result. Do not use products that contain solvents or alcohol since they can damage the surface. Dry immediately after treatment. For a good conservation of the product, avoid direct sunlight, that can alter its characteristics and color, as well as exposure to heat sources.

We recommend that you always test the cleaning method on a hidden part of the item to check the resistance of the color. These tips are cleaning recommendations and do not guarantee complete stain removal.

Colour samples are to be considered approximate for each product. Slight color differences between a lot and the other are to be considered normal.

Materials Certifications

Tuscan hide

TYPE: NABUK TUSCAN HIDE

Nabuk Tuscan hide is obtained by working on the external part of the animal's skin, the fiore part. The surface is polished by using specific machinery, with the aim of obtaining a soft and velvety surface. Nabuk is a very fine hide, as only the best leathers are suitable for this type of processing, but at the same time it must be carefully maintained. Small imperfections on the surface guarantee its originality and naturalness, and are not to be considered manufacturing defects. This material is not water repellent and fears humidity. To maintain the beauty of the original color, avoid putting the Nabuk Tuscan hide into contact with water or any other liquid. Absorption of liquid can lead to an alteration of the finish.

TYPE: FIORE TUSCAN HIDE

Fiore Tuscan hide is a high-quality natural material, and softness is its main feature. Hide is not afraid to show the signs of time, that contribute to make it a unique product. Possible imperfections such as scratches, scars or stains on its surface are a natural feature that guarantee its originality and quality. This material is not water repellent and fears humidity. To maintain the beauty of the original color, avoid putting the Fiore Tuscan hide into contact with water or any other liquid. Absorption of liquid can lead to an alteration of the finish.

CLEANING AND MAINTENANCE

Hide is a fine and durable material, but still needs special attention. Do not directly expose it to light or



Ola H75 M LG Stool


design Paolo Vernier, 2016

Ola stool with laquered metal frame and wooden seat and backrest.

Stackable up to four units. Height: 75 cm

Colors and Materials


Structure




White steel



Sand steel



Pastel yellow steel



Grafite metal



Black steel



Light blue metal



Ocean blue steel




Bronze metal



Fango steel



Light grey steel



Brown steel



Ocher steel



Facepowder pink metal




Red steel




Sage green metal

Coating



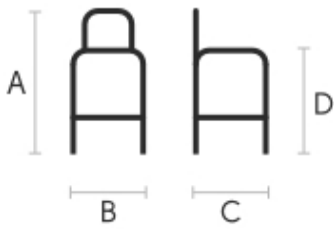
Stained ash veneered

10 Colors



Veneered flamed walnut

Dimensions



Volumetric Details

Weight 9 Kg
Volume 0.30 mc
Package 1

	cm	inch
A	100	39.4
B	50	19.7
C	51	20.1
D	75	29.5

Downloads

[.3ds Ola H75 M LG \(zip\)](https://www.midj.com/images/uploads/resources/3d-midj-ola-h75-m-lg-3ds.zip) - <https://www.midj.com/images/uploads/resources/3d-midj-ola-h75-m-lg-3ds.zip>

[.dae Ola H75 M LG \(zip\)](https://www.midj.com/images/uploads/resources/3d-midj-ola-h75-m-lg-dae.zip) - <https://www.midj.com/images/uploads/resources/3d-midj-ola-h75-m-lg-dae.zip>

[.dxf Ola H75 M LG \(zip\)](https://www.midj.com/images/uploads/resources/3d-midj-ola-h75-m-lg-dxf.zip) - <https://www.midj.com/images/uploads/resources/3d-midj-ola-h75-m-lg-dxf.zip>

[.obj Ola H75 M LG \(zip\)](https://www.midj.com/images/uploads/resources/3d-midj-ola-h75-m-lg-obj.zip) - <https://www.midj.com/images/uploads/resources/3d-midj-ola-h75-m-lg-obj.zip>

Materials Certifications

Stained ash veneered

Veneered woods are the result of a process of gluing extremely thin sheets of wood applied to various types of supports to produce furnishing elements, which have a similar appearance to solid wood, but with better performance in terms of resistance to woodworms, lightness and greater stability over time.

If exposed to light, and in any case with the passage of time, the color of the veneer changes. It may happen that furniture of the same color purchased after some time, show color differences. Upon request, the veneered parts can be supplied with certified origin from forests managed in a correct and responsible manner, according to the rigorous environmental standards established by the FSC circuit.

CLEANING AND MAINTENANCE

For ordinary cleaning of veneered woods, use a cloth moistened with neutral soap well diluted in water or specific products. Always dry after each application with a dry cloth or paper towel. Do not use abrasive products. In case of accidental spills of substances or liquids, immediately dab the wood with paper towel or with a dry and clean cloth. Avoid proximity to heat sources. Evenly expose the veneered woods to light, for example by periodically opening the table extensions that are stored inside the structure, or by moving any object placed on the surface, such as vases and accessories.

These tips are cleaning recommendations and do not guarantee complete stain removal.

We recommend that you always test the cleaning method on a hidden part of the item to check the resistance of the color.

Colour samples are to be considered approximate for each product. Slight color differences between a lot and the other are to be considered normal.

Materials Certifications

Veneered flamed walnut

Veneered woods are the result of a process of gluing extremely thin sheets of wood applied to various types of supports to produce furnishing elements, which have a similar appearance to solid wood, but with better performance in terms of resistance to woodworms, lightness and greater stability over time.

If exposed to light, and in any case with the passage of time, the color of the veneer changes. It may happen that furniture of the same color purchased after some time, show color differences. Upon request, the veneered parts can be supplied with certified origin from forests managed in a correct and responsible manner, according to the rigorous environmental standards established by the FSC circuit.

CLEANING AND MAINTENANCE

For ordinary cleaning of veneered woods, use a cloth moistened with neutral soap well diluted in water or specific products. Always dry after each application with a dry cloth or paper towel. Do not use abrasive products. In case of accidental spills of substances or liquids, immediately dab the wood with paper towel



Ola H75 M TS Stool

design Paolo Vernier, 2016

Ola stool with laquered metal frame. Available in leather, faux leather or fabric.

Stackable up to four pieces. Height: 75 cm.

Colors and Materials


Structure




White steel



Sand steel




Pastel yellow steel



Grafite metal



Black steel




Light blue metal



Ocean blue steel




Bronze metal



Fango steel



Light grey steel



Brown steel



Ocher steel



Facepowder pink metal




Red steel




Sage green metal

Coating




Fiore leather
21 Colors




Vintage leather
8 Colors




Secret faux leather
23 Colors



Vintage faux leather
12 Colors




Cotton Club fabric
14 Colors




Fenix Wool fabric
16 Colors

**Main Line Flax fabric**


16 Colors

**Mirage fabric**


15 Colors

**Second fabric**

11 Colors

**Visual fabric**

13 Colors

**Velvet Superb**

15 Colors

**Tessuto Oceanic**

13 Colors

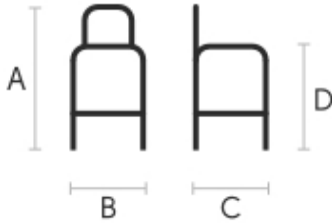
**Manhattan fabric**

13 Colors

**Yoredale fabric**

14 Colors

Dimensions



	cm	inch
A	100	39.4
B	50	19.7
C	51	20.1
D	75	29.5

Volumetric Details

Weight 9 Kg**Volume** 0.30 mc**Package** 1

Downloads

[.3ds Ola H75 M TS \(zip\)](https://www.midj.com/images/uploads/resources/3d-midj-ola-h75-m-ts-3ds.zip) - <https://www.midj.com/images/uploads/resources/3d-midj-ola-h75-m-ts-3ds.zip>[.dae Ola H75 M TS \(zip\)](https://www.midj.com/images/uploads/resources/3d-midj-ola-h75-m-ts-dae.zip) - <https://www.midj.com/images/uploads/resources/3d-midj-ola-h75-m-ts-dae.zip>[.dwg Ola H75 M TS \(zip\)](https://www.midj.com/images/uploads/resources/3d-midj-ola-h75-m-ts-dwg.zip) - <https://www.midj.com/images/uploads/resources/3d-midj-ola-h75-m-ts-dwg.zip>[.dxf Ola H75 M TS \(zip\)](https://www.midj.com/images/uploads/resources/3d-midj-ola-h75-m-ts-dxf.zip) - <https://www.midj.com/images/uploads/resources/3d-midj-ola-h75-m-ts-dxf.zip>[.obj Ola H75 M TS \(zip\)](https://www.midj.com/images/uploads/resources/3d-midj-ola-h75-m-ts-obj.zip) - <https://www.midj.com/images/uploads/resources/3d-midj-ola-h75-m-ts-obj.zip>

Materials Certifications

Fiore leather

COMPOSITION: 100% leather

FIRE RESISTANCE:

CAL TB-117 (2013, Sec. 1)

BS 5852:1979

BS EN 1021-1-2:2006

Fiore leather is a natural product and this is why it can show signs such as wrinkles, veining and scars that indicate the animal origin of the product. These signs, together with slightly color differences, are distinctive elements that enhance its beauty and distinguish it from faux leather or other artificial products.

Fiore

is a bovine leather from animals of European origin, finished with water-based dyeing with resins and pigments. Fiore leather has the ability of improving with time and use, both in softness and shine.

Dust the leather product regularly with a soft and dry cloth. In case of stains, rub the affected area with a soft and clean cloth, moistened with water or to use a light solution of water and mild soap, to be applied gently with a wet cloth. Move the cloth in a circular direction, starting from edges of the stain towards the center. Rinse well with a damp cloth. Dry immediately after treatment. Avoid direct sunlight and exposure to heat sources.

We recommend that you always test the cleaning method on a hidden part of the item to check the resistance of the color.

These tips are cleaning recommendations and do not guarantee complete stain removal. In case of large