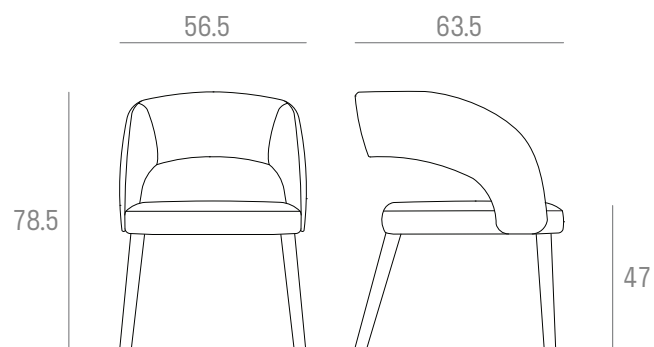


MODEL Ring

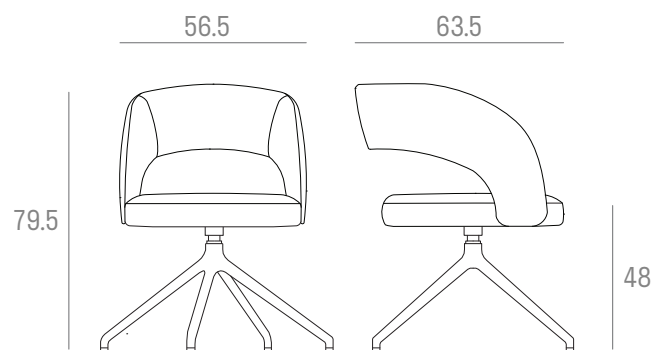


📏 Kg. 7,40

📦 Kg. 11,0 - m³ 0,31 - 1 pcs/box

📏 m 2,00 📏 m² 4,60

MODEL Ring/M1

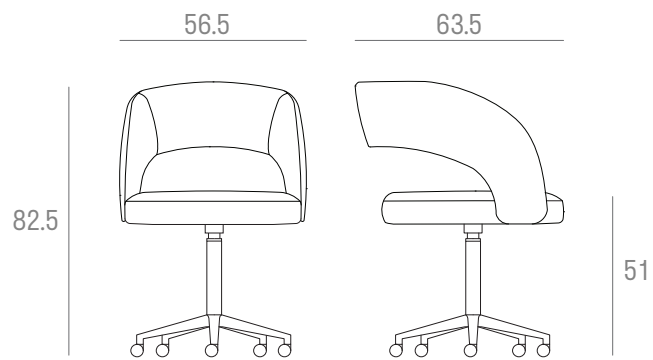


📏 Kg. 7,40

📦 Kg. 11,0 - m³ 0,31 - 1 pcs/box

📏 m 2,00 📏 m² 4,60

MODEL Ring/R

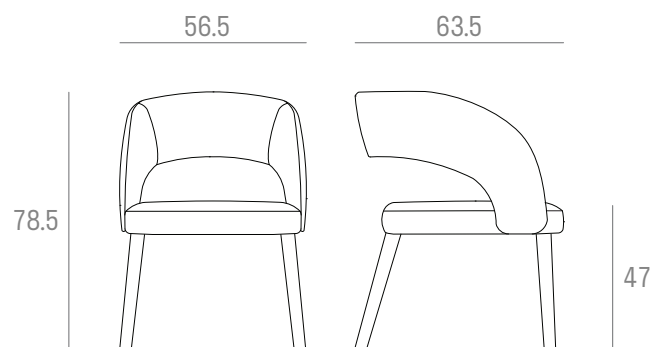


📏 Kg. 7,40

📦 Kg. 11,0 - m³ 0,31 - 1 pcs/box

📏 m 2,00 📐 m² 4,60

MODEL Ring



📏 Kg. 7,40

📦 Kg. 11,0 - m³ 0,31 - 1 pcs/box

📏 m 2,00 📏 m² 4,60