

APTA

Romano Marcato | 2012



APTA

Romano Marcato | 2012

A play of contrasts provides great balance, leaving the sturdy base units and the light top, raised slightly above the frame, to communicate. This is the stylistic hallmark of the APTA table, a tribute to the dimensions of a perfect combination, ideal in any context, from the office to the home.




APTA

Romano Marcato | 2012

| P133 modern rectangular table 180x90 H74

Table with frame in aluminium extrusion powder coated. Top in HPL Fenix® 10 mm. or wood 16 mm. Feet in polythene.

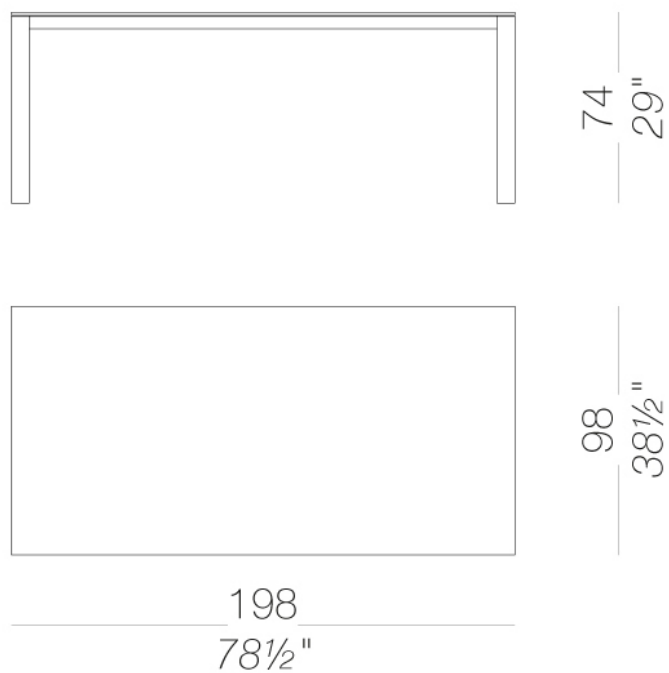


APTA

Romano Marcato | 2012

| P134 modern rectangular table 198x98 H74

Table with frame in aluminium extrusion powder coated. Top in HPL Fenix® 10 mm. or wood 16 mm. Feet in polythene.



APTA

Romano Marcato | 2012

| P135 modern rectangular table 240x110 H74

Table with frame in aluminium extrusion powder coated. Top in HPL Fenix® 10 mm. or wood 16 mm. Feet in polythene.



APTA

Romano Marcato | 2012

| P140 modern rectangular table 298x110 H74

Table with frame in aluminium extrusion powder coated. Top in HPL Fenix® 10 mm. or wood 16 mm. Feet in polythene.




APTA

Romano Marcato | 2012

frame



powder coating
black
1 Colors




powder coating
white
1 Colors


top




HPL 10 mm
black HPL fenix
1 Colors



HPL 10 mm
white HPL fenix
1 Colors




HPL 10 mm
HPL fenix grigio
Londra
1 Colors



HPL 10 mm
HPL fenix rosso
Jaipur
1 Colors



wood
blached oak
1 Colors



wood
black open pore
1 Colors

consult the portfolio for the range of colors, fabrics, eco-leather, soft-leather.

use and maintenance instructions

Clean all parts in wood, leather, fabric and metal with a damp cloth or a diluted neutral cleaner. Do not use cleaners with alcohol, bleach, solvent or abrasive products. Any liquid spilt on the product must be wiped up immediately. When lifting or moving the product, hold it on the structure and not under the seat. The product should not be subjected to unbalanced weights, as it is designed for a proper rest on the foothold (on four legs or on the base). Our company relieves from any responsibility in case of damage caused to fragile floors. Avoid any improper use of the product: do not step on the product, on the footrest or on the armrests. Avoid any movements that could compromise the proper functionality of the product or the safety of the users. Wood and leather, being natural materials, could be easily damaged. Small impurities or imperfections are within quality standard range. Do not expose the product to weather conditions or atmospheric agents, nor to heat sources over 40°C. Also products for outdoor use could be afflicted by atmospheric agents. The product could undergo possible exterior changes due to particular exposure to heat, humidity and saltiness. An appropriate and frequent maintenance and cleaning of the product enhances its durability. The product could change colour and shade, if exposed to direct sunlight. Maintenance has to be carried out by experienced staff. Dispose of the package only after assembling the product, in order to avoid the loss of ironmongery and components. Once the product has been dismantled, the product itself or its components must be given to the public garbage disposal system, according to the legislation in force.

APTA 

Romano Marcato | 2012






Romano Marcato | 2012

In the extremes of day and night, which encompass all the colours of the forest, ocean, desert and metropolis, the APTA table expresses its original design, elegantly raising the top from the frame. And this is another vital contrast that combines the sturdiness of the base supports with the lightness of the top.



EP133 | outdoor table Rectangular 180x90 H74

Table with frame in aluminium extrusion powder coated polyester. Top in HPL Fenix® 10 mm. Feet in polythene.

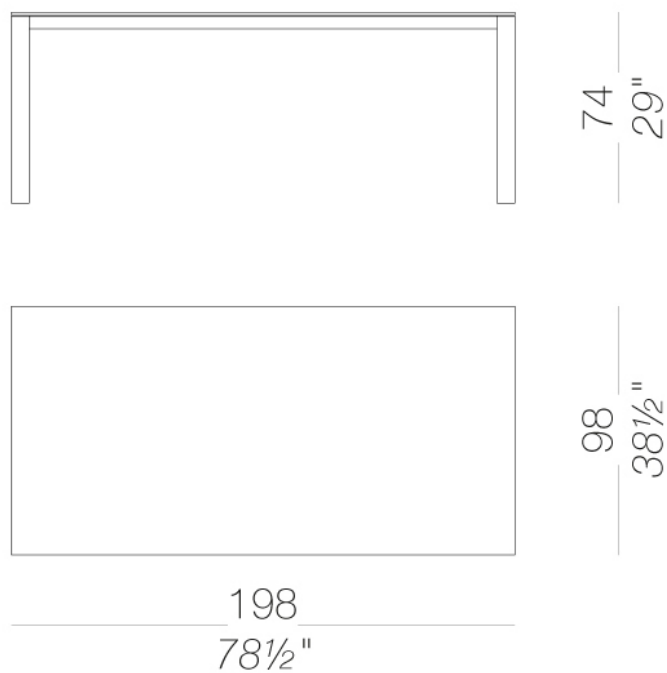


APTA

Romano Marcato | 2012

EP134 | outdoor table Rectangular 198x98 H74 ☀️

Table with frame in aluminium extrusion powder coated polyester. Top in HPL Fenix® 10 mm. Feet in polythene.



APTA

Romano Marcato | 2012

EP135 | outdoor table Rectangular 240x110 H74 ☀️

Table with frame in aluminium extrusion powder coated polyester. Top in HPL Fenix® 10 mm. Feet in polythene.



APTA

Romano Marcato | 2012

EP140 | outdoor table Rectangular 298x110 H74 ☀️


Table with frame in aluminium extrusion powder coated polyester. Top in HPL Fenix® 10 mm. Feet in polythene.



frame



powder coating
black
1 Colors




powder coating
white
1 Colors


top



HPL 10 mm
black HPL fenix
1 Colors



HPL 10 mm
white HPL fenix
1 Colors



HPL 10 mm
HPL fenix grigio
Londra
1 Colors



HPL 10 mm
HPL fenix rosso
Jaipur
1 Colors

consult the folder of materials for the range of colors

use and maintenance instructions

Plastic materials, even if intended for outdoor use, may still be attacked over time by particular atmospheric pollutants (e.g. acid rain, high concentration of PM10, nitrogen oxides, hydrocarbons, etc.). Any changes in the surface and in colours may therefore occur under particular conditions of exposure and cannot be considered grounds for any claims.

Do not use detergents containing bleach, hydrochloric acid or products containing chloride on any metal parts. Salt, limescale or acid (from coffee, wine, orange juice, tomato juice, lemon, etc.) may discolour stainless steel parts if they are not promptly cleaned. Products or parts made of stainless steel used near the sea or in interior fittings of swimming pools require more frequent cleaning to remove chloride deposits and prevent corrosion and chemical attack of the external surface. Stains on stainless steel surfaces must be promptly cleaned. If left for a long time they can become permanent.

To prolong the life of the product, clean the surfaces regularly, dry them with a clean cloth and remove any stagnant water, especially if exposed in locations with a high level of humidity or a marine climate.

When not in use, we recommend storing in sheltered places and covering with waterproof protection. In this case, it is advisable to remove the cover and ventilate the product frequently and regularly to avoid the onset of any mould or stains due to damp.

THE WARRANTY WILL NOT COVER DEFECTS OR IMPERFECTIONS RESULTING FROM THE PASSAGE OF TIME OR TO WEAR AND TEAR DUE TO THE NORMAL USE OF THE PRODUCT.