

MAGIS

Cyborg by Marcel Wanders Studio



Marcel Wanders Studio



Profile:

Marcel Wanders studio is a leading product and interior design studio located in the creative capital of Amsterdam. The studio has over 1,900 + iconic product and interior design experiences all around the globe for private clients and premium brands such as Magis, Alessi, Baccarat, Bisazza, Christofle, Kosé Corporation/ Decorté, Flos, KLM, Hyatt Hotels Corporation, LH&E Group, Louis Vuitton, Miramar Group, Morgans Hotel Group, Puma among scores of

others.

Under Marcel Wanders and Gabriele Chiave's creative leadership and direction, Marcel Wanders studio employs 52 design and communication experts. Regarded by many as an anomaly in the design world, Marcel Wanders studio has made its mission to "create an environment of love, live with passion and make our most exciting dreams come true."

Design and

In 1960 the scientist, inventor and musician Manfred Clynes coined the term cyborg, which then grew ever more popular thanks to innumerable sci-fi novels and films; it designates an organism that combines natural and artificial elements. Marcel Wanders Studio interprets this fusion as the expression of a continuous search for new combinations, in today's world, where it seems there is nothing truly new left to invent. This is the background to the creation of Cyborg, a seat with a highly resistant and versatile polycarbonate shell. The seat can then be completed with backrests in a selection of different natural or synthetic materials: from polycarbonate to wicker, from solid wood to the upholstered versions with fabric or leather cover. This further evolution of the chair is in equal parts poetic and technological, cosy and surprising, in keeping with the widest range of different settings.



Engineering



“ It is precisely
the backrest
that dictates the



chair's expressive and aesthetic quality ”

Information

The design of the Cyborg armchair is based on an industrial part consisting of the four very simple plastic legs, almost basic, deliberately “non-designed” and on an artisanal “designed” part, the backrest, which can be made of wicker, polycarbonate, solid wood or upholstered with covers in fine fabrics or in leather. And tomorrow it could be made of other materials. It is precisely the backrest that dictates the chair’s expressive and aesthetic quality. Therefore, a never-ending design story.

CYBORG

Material: polycarbonate.

CYBORG CLUB

Material: frame in polycarbonate, back in wicker.

CYBORG ELEGANT

Material: frame in polycarbonate, back in wicker.

CYBORG STICK

Material: frame in polycarbonate, back in solid ash, natural or painted.

CYBORG LADY

Material: frame in polycarbonate. Seat and back in expanded polyurethane foam, fireproof (class 1IM), covered in fabric (Kvadrat “Remix”) or leather.

CYBORG LORD

Material: frame in polycarbonate. Seat and back in expanded polyurethane foam, fireproof (class 1IM), covered in fabric (Kvadrat “Divina MD” and “Divina Melange”) or leather.

Cyborg



Frame / glossy white 1736 C
Back / clear 2540TR



Frame / glossy black 1763 C
Back / clear 2540TR

Cyborg Club



Frame / glossy white 1736 C
Back / natural wicker



Frame / glossy black 1763 C
Back / black wicker

Cyborg Elegant



Frame / glossy white 1736 C
Back / natural wicker



Frame / glossy black 1763 C
Back / black wicker

Cyborg Stick



Frame / glossy white 1736 C
Back / natural ash 7018




Frame / glossy black 1763 C
Back / black ash 7065


Cyborg Lady




Frame / glossy white or black
Back / Kvadrat Remix 143
grey



Frame / glossy white or black
Back / Kvadrat Remix 612
pink



Frame / glossy white or black
Back / Kvadrat Remix 933
green



Frame / glossy white or black
Back / Kvadrat Remix 433
ocher



Frame / glossy black 1763 C
Back / leather boxland 7150
black


Cyborg Lord



Frame / glossy white or black
Back / Kvadrat Divina MD
613 pink




Frame / glossy white or black
Back / Kvadrat Divina MD
813 sky blue



Frame / glossy white or black
Back / Kvadrat Divina MD
943 green



Frame / glossy white or black
Back / Kvadrat Divina MD
203 beige



Frame / glossy white or black
Back / Kvadrat Divina Me-
lange 180 dark grey

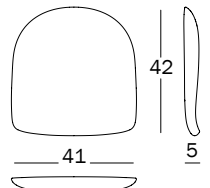
Cyborg Cushion



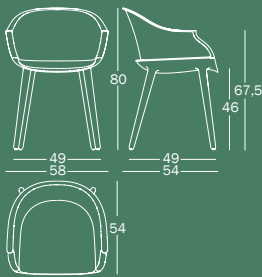
Frame / glossy black 1763 C
Back / leather boxland 7150
black



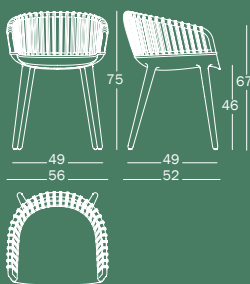
Kvadrat Divina MD 613 / pink
Kvadrat Divina MD 813 / sky blue
Kvadrat Divina MD 943 / green
Kvadrat Divina MD 203 / beige
Kvadrat Divina Melange 180 / dark grey
Kvadrat Remix 143 / grey
Kvadrat Remix 612 / pink
Kvadrat Remix 933 / green
Kvadrat Remix 433 / ocher



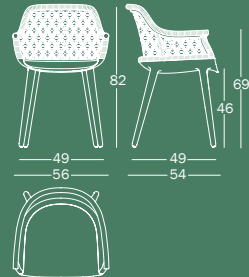
Cyborg



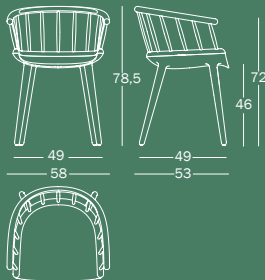
Cyborg Club



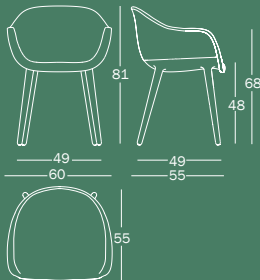
Cyborg Elegant



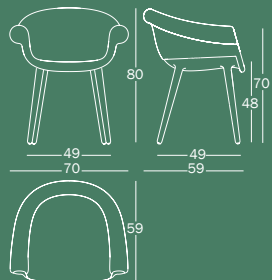
Cyborg Stick



Cyborg Lady



Cyborg Lord



PRODUCT CARE

For the plastic parts we recommend using a soft rag, either dry or wet. When needed, use ph-balanced soap diluted in water.

For wicker parts we recommend using a soft brush or a wet chamois leather. Small irregularities which might be visible on the surface and colours changes in time, should not be considered as faults, but on the contrary as results of the material nature.

For the wooden part we recommend using cleaning products specific for wood. Do not use abrasive sponges as they may leave scratches.

For the upholstered versions: Daily care and immediate stain removal will ensure that your wool upholstery will keep looking good. It is normally sufficient to regularly vacuum and air upholstered armchair. We suggest cleaning the wool fabric occasionally. Use a specific wool cleaning soap and follow the instructions carefully. Take care never to saturate the wool fabric. Never use undiluted cleaning agents, bleaching agents, ammonia or soap intended for hard surfaces. As a general rule, many types of stain can be removed using lukewarm water. For greasy stains, use a dry stain remover. For more insoluble stains (chewing gum, candle wax, etc.), use a plastic bag filled with ice to rub the stain until the substance has become friable. Use a clean flat blunt blade to delicately remove the substance. Be careful when using solvents, because these could dissolve the upholstery material beneath.

For the leather version: regularly clean using a dry and soft rag. When needed, use products especially formulated for leather. Immediately dry after the treatment. Where there was a stain of ink or similar, use only the specific stick that is commonly available on the market. Avoid direct exposure to sunlight or heat sources.

Do not use abrasive sponges as they may leave scratches or damage the product. Avoid using acidic products, solvents and products containing ammonia.

Avoid exposure to sunlight. Periodic and correct maintenance allows the product to keep its original aspect and lengthens the duration of its performance.

WARNING

Treat stains immediately, the longer they remain in the fabric, the harder it is to remove them.

Before choosing a cleaning method, always try it out on a concealed part of the chair. Do not use different cleaning products from the ones mentioned above. Do not use the product in an improper way. Do not place hot objects on it, sit on the back and/or on the arms, stand on it or use the product as a ladder. Once disused, please make sure that this product is disposed in an environment-friendly way.

