

MAGIS

Pila - Pilo by Ronan & Erwan Bouroullec



Ronan & Erwan Bouroullec



Profile:

Ronan Bouroullec (born in 1971) and Erwan Bouroullec (born in 1976) have been working together for more than twenty years now. Their collaboration is a permanent dialogue, nourished by their distinct personalities and a shared notion of diligence, with the intention to achieve greater balance and refinement.

In 1997, they presented their Disintegrated Kitchen at the Salon du Meuble in Paris, where it was spotted by Giulio Cappellini, who gave them their first industrial design commissions. The Bouroullecs have been working with Magis since 2004, designing three complete furniture collections – Striped, Steelwood and Officina – as well as additional projects such as Pila chair, Pilo table, Central and Tambour tables. These days, Ronan and Erwan Bouroullec design for numerous manufacturers, including Magis, Vitra, Kvadrat, Kartell, Established and Sons, Ligne Roset, Axor, Alessi, Issey Miyake, Cappellini, Mattiuzzi, Flos, Mutina,

Hay and more recently Glas Italia and Iittala. They also continue to carry out their own experimental activity which is essential to the development of their work at Galerie kreò, Paris, where four exhibitions of their designs were held between 2001 and 2012. They also embark on occasional architectural projects.

Voted Designers of the Year at the Salon du Meuble in 2002, their other awards include the Compasso d'Oro won in 2011 for the Steelwood chair they designed for Magis.

Several exhibitions have been devoted to their work.


In 2012, Phaidon Press published *Works*, a comprehensive monographic book about Ronan and Erwan Bouroullec. Previously, two other monographs had been published about the Bouroullec brothers' design work: *Ronan et Erwan Bouroullec – Catalogue de Raison* (Paris: Images Modernes / kreò, 2002) and *Ronan et Erwan Bouroullec* (Paris: Phaidon Press, 2003).

Design and

Minimalism and essence are the keywords that Ronan & Erwan Bouroullec have been inspired by for the design of Pila. The plywood seat and back of the Pila chair are supported by four very thin legs of solid wood, held together by an almost-invisible structure in die-cast aluminium. The chair back is delicately inserted into the frame like the blade of a knife, offering absolute sturdiness. The seat and back are in ash plywood, natural or painted; legs in solid ash, natural or painted; joining element in die-cast aluminium, sanded or painted in epoxy resin. Versatile and stackable, Pila is available in several colours. Furthermore, it comes also with a padded seat covered in fabric (Kvadrat, "Divina 3" and "Divina MD").

Pilo is a table that echoes the Pila chair in its simple, light form and also in the materials used: a truly versatile table with tops available in a range of sizes. The use of wood with its clear and clean lines makes the Pilo table elegant and timeless.

Legs come in solid painted ash, natural beech or solid natural oak; crosspieces are in steel tube; joints in die-cast aluminium, sanded or painted in epoxy resin. The top is in HPL.



Engineering



“Our intention was to design a chair pared down to the very minimum,



using the least quantity of materials and hardware”

R & E Bouroullec

Information



Product

CHAIR

Seat and back in ash plywood, natural or painted. Legs in solid ash, natural or painted. Joining element in die-cast aluminium, sanded or painted in epoxy resin. Complete with felt pads.

CHAIR W/ SEAT FULLY UPHOLSTERED

Seat and back in ash plywood, natural or painted. Legs in solid ash, natural or painted. Joining element in die-cast aluminium, sanded or painted in epoxy resin. Seat upholstered and covered in fabric (Kvadrat, "Divina 3" and "Divina MD"). Complete with felt pads.

TABLE


Legs in solid ash, natural or painted. Crosspieces in steel tube painted in epoxy resin. Joints in die-cast aluminium sanded or painted in epoxy resin. Top in HPL.



CHAIR



W/ seat
fully
upholstered



Frame /	Joining elements /
Colours	Sanded
Black 7065	Black

Frame /	Seat upholstered /	Joining elements /
Colours	Fabric	Sanded
Black 7065	Fabric	Black

Materials /

Frame in ash plywood /



Grey 7051	Dark Brown 7052	Natural 7018	Red 7053	Black 7065
--------------	-----------------------	-----------------	-------------	---------------

Joining element in die-cast aluminium /



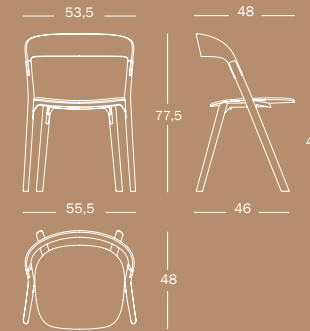
Sanded	Black
--------	-------

Fabric /

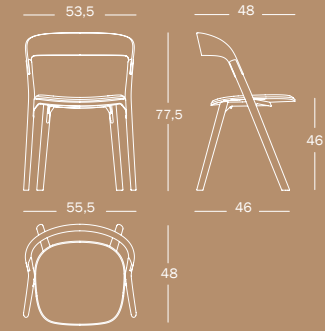


Kvadrat Divina 3 552 / orange	Kvadrat Divina 3 106 / white	Kvadrat Divina 3 393 / dark brown	Kvadrat Divina 3 984 / green	Kvadrat Divina 3 191 / black	Kvadrat Divina MD 783 / dark blue	Kvadrat Divina MD 713 / grey	Kvadrat Divina MD 613 / pink
--	---------------------------------------	---	---------------------------------------	---------------------------------------	---	---------------------------------------	---------------------------------------

Chair



Chair w/ seat fully upholstered



PRODUCT CARE

We recommend using a soft, either dry or wet, rag. When needed, use ph-balanced soap diluted in water and ph-balanced liquid soap especially formulated for wood, diluted in water. Do not use abrasive sponges as they may leave scratches. Avoid using acidic products, solvents and products containing ammonia. Avoid exposure to sunlight. Periodic and correct maintenance allow the product to keep its original aspect and lengthen the duration of its performance.

WARNING

Do not use different cleaning products from the ones mentioned above. Do not use the product in an improper way. Do not place hot objects on it, sit on the back, stand on it or use the product as a ladder. Once disused, please make sure this product is disposed in an environment-friendly way.



TABLE

200x90 / 160x85 / 139x139 / Ø 120



Legs / Natural 7018 Top in HPL / White 8500 Joining elements / Sanded

200x90 / 160x85 / 139x139 / Ø 120



Legs / Black 7065 Top in HPL / Black 8510 Joining elements / Black

Materials /


Legs in solid ash /



Natural
7018

Black
7065

Top in HPL /



White
8500

Black
8510

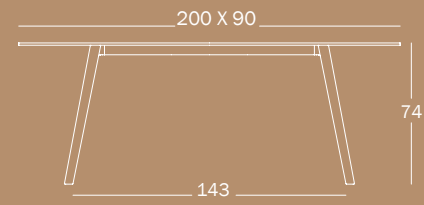
Joints in aluminium /



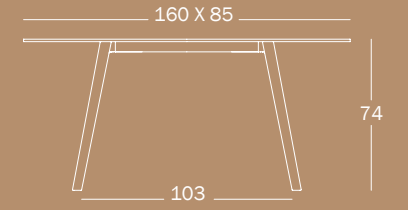
Sanded

Black

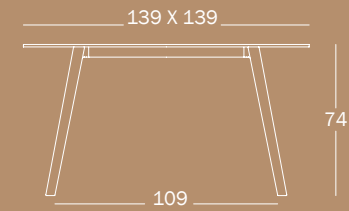
200x90



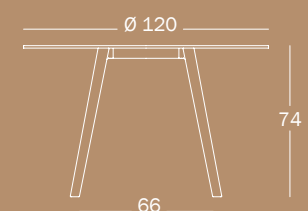
160x85



139x139



Ø 120



PRODUCT CARE

We recommend using a soft rag, either dry or wet. When needed, use ph-balanced soap diluted in water. Do not use abrasive sponges as they may leave scratches. Immediately dry after washing with a soft rag or chamois leather. Never leave water or other liquids to sit on metal parts. Avoid contact with all acidic substances. Periodic maintenance and cleaning allows the product to keep its original look and lengthens the duration of its performance.

WARNING

Do not use different cleaning products from the ones mentioned above. Do not use the product in an improper way. Do not place hot objects on it, stand on it or use the product as a ladder. Once disused, please make sure that this item is disposed of in an environmentally-friendly way.



NI DI FABBRICHE BRUNELLESCHIANE
CANTIERI E MANIFATTURE

DIVIETO
DI
FUMARE
QUI



